MUFG

MUFG Corporate Markets
A division of MUFG Pension & Market Services

# Online Meeting Guide

## Before you begin

Ensure your browser is compatible. Check your current browser by going to the website: **whatismybrowser.com**

---

Supported browsers are:

- Chrome – Version 44 & 45 and after
- Edge – 92.0 and up

**To attend and vote you must have your shareholder number and postcode.**

Appointed Proxy: Your proxy number will be provided by MUFG before the meeting.

**Please make sure you have this information before proceeding.**

Corporate Markets

# Online Meeting Guide

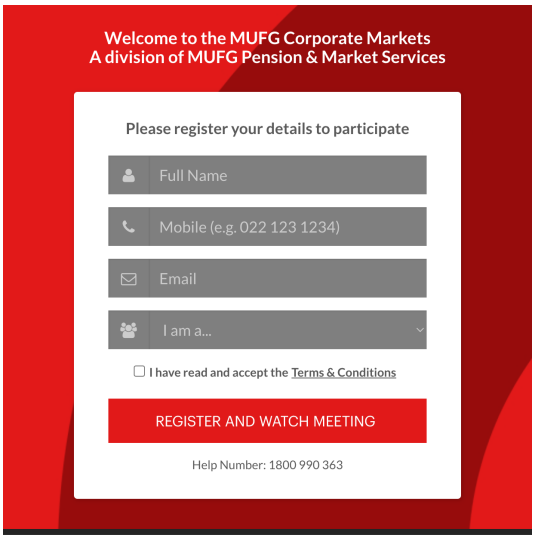


## Step 1

Open your web browser and go to https://meetings.openbriefing.com/CMW2026

## Step 2

Log in to the portal using your full name, mobile number and email address.

Please read and accept the terms and conditions before clicking on the **'Register and Watch Meeting'** button.

- On the left – a live webcast of the Meeting starts automatically once the meeting has commenced. If the webcast does not start automatically please press the play button and ensure the audio on your computer or device is turned on.
- On the right – the presentation slides that will be addressed during the Meeting
- At the bottom – buttons for 'Get a Voting Card', 'Ask a Question' and a list of company documents to download

**Note:** If you close your browser, your session will expire and you will need to re-register. If using the same email address, you can request a link to be emailed to you to log back in.

## 1. Get a Voting Card

To register to vote – click on the 'Get a Voting Card' button.

This will bring up a box which looks like this.

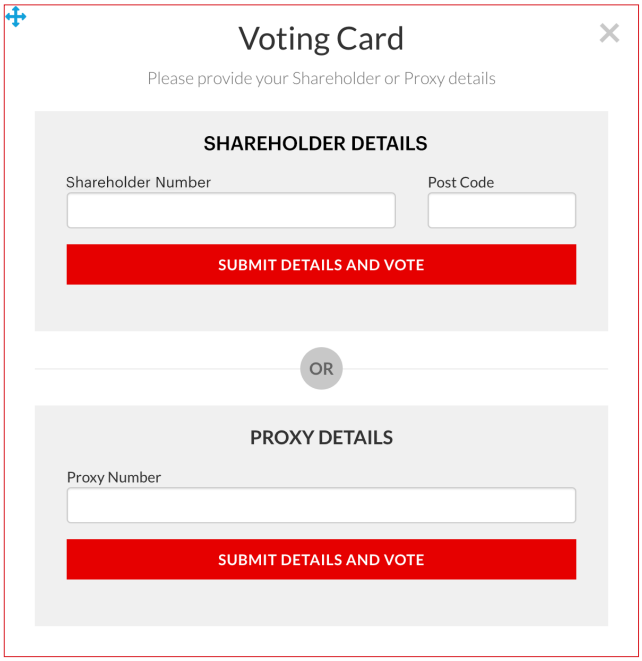


If you are an individual or joint shareholder you will need to register and provide validation by entering your shareholder number and postcode.

If you are an appointed Proxy, please enter the Proxy Number issued by MUFG Corporate Markets in the PROXY DETAILS section. Then click the **'SUBMIT DETAILS AND VOTE'** button.

Once you have registered, your voting card will appear with all of the resolutions to be voted on by shareholders at the Meeting (as set out in the Notice of Meeting). You may need to use the scroll bar on the right hand side of the voting card to view all resolutions.

Shareholders and proxies can submit either a Full Vote or Partial Vote.

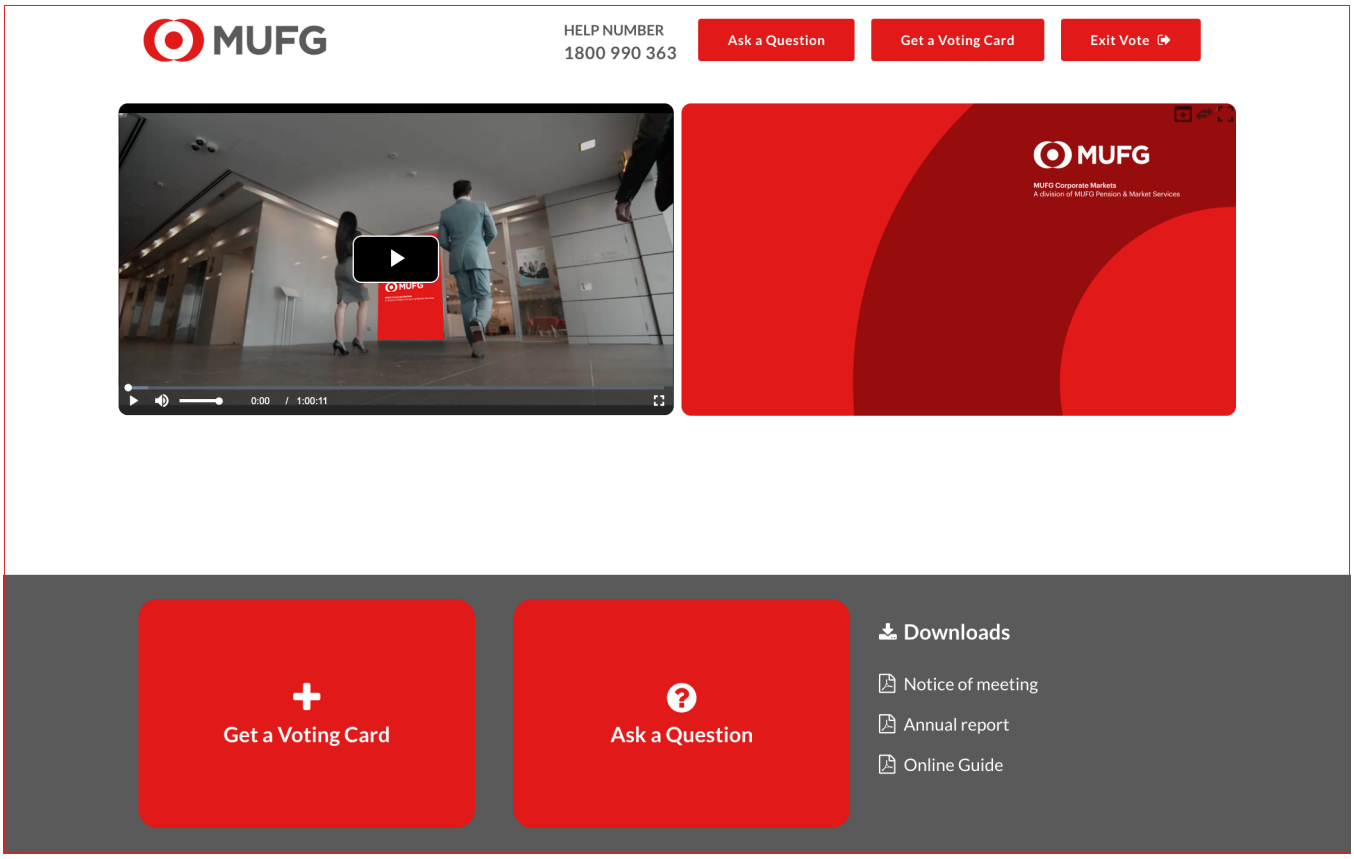


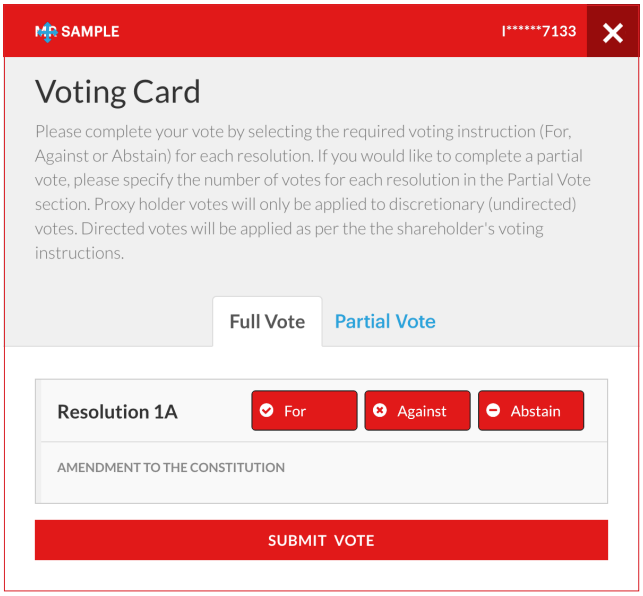


## Full Votes

To submit a full vote on a resolution ensure you are in the **'Full Vote'** tab. Place your vote by clicking on the **'For'**, **'Against'**, or **'Abstain'** voting buttons.

## Partial Votes

To submit a partial vote on a resolution ensure you are in the **'Partial Vote'** tab. You can enter the number of votes (for any or all) resolution/s. The total amount of votes that you are entitled to vote for will be listed under each resolution. When you enter the number of votes it will automatically tally how many votes you have left.

**Note:** If you are submitting a partial vote and do not use all of your entitled votes, the un-voted portion will be submitted as No Instruction and therefore will not be counted.

Once you have finished voting on the resolutions scroll down to the bottom of the box and click on the **'Submit Vote'** or **'Submit Partial Vote'** button.

**Note:** You can close your voting card without submitting your vote at any time while voting remains open. Any votes you have already made will be saved for the next time you open up the voting card. The voting card will appear on the bottom left corner of the webpage. The message **'Not yet submitted'** will appear at the bottom of the page.

You can edit your voting card at any point while voting is open by clicking on **'Edit Card'**. This will reopen the voting card with any previous votes made.

# Online Meeting Guide *continued*

## 2. How to ask a question

**Note:** Only verified Shareholders, Proxyholders and Corporate Representatives are eligible to ask questions.

If you have yet to obtain a voting card, you will be prompted to enter your shareholder number and postcode or proxy details before you can ask a question. To ask a question, click on the 'Ask a Question' button either at the top or bottom of the webpage.

---

The **'Ask a Question'** box will pop up and you have the option to type in a written question.

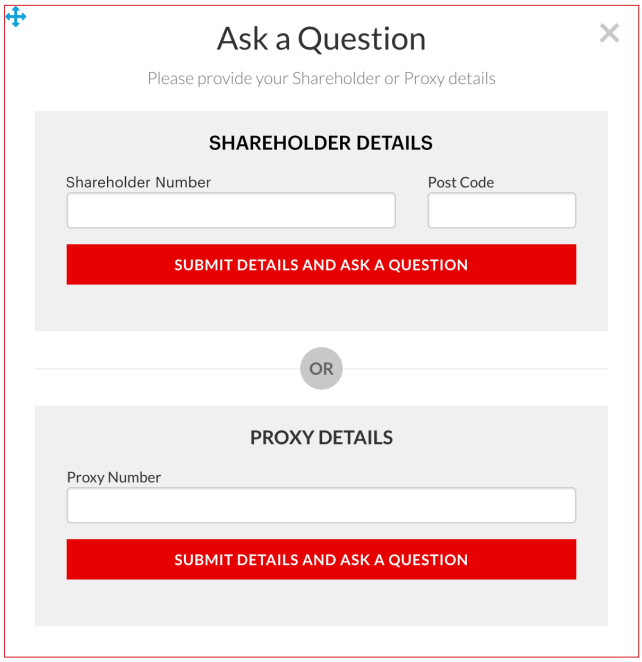


In the **'Regarding'** section click on the drop down arrow and select the category/resolution for your question.

Click in the **'Question'** section and type your question and click on 'Submit'.

A **'View Questions'** box will appear where you can view your questions at any point. Only you can see the questions you have asked.

The Chairman will provide shareholders with a reasonable opportunity to ask relevant questions or make relevant comments as each item of business is considered.

Please note that where similar questions are received from different shareholders, the Chairman will provide a single response, in order to streamline the conduct of the AGM.

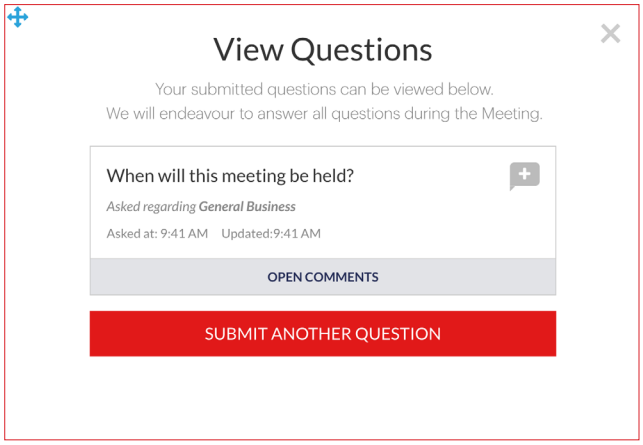


## 3. Downloads

View relevant documentation in the Downloads section.

---

## 4. Voting closing

Voting will end 5 minutes after the close of the Meeting.

---

At the conclusion of the Meeting a red bar with a countdown timer will appear at the top of the Webcast and Slide screens advising the remaining voting time. If you have not submitted your vote, you should do so now.

Once voting has been closed all submitted voting cards cannot be changed.

# Phone Participation

## What you will need

a) Land line or mobile phone

b) The name of your holding/s

c) To obtain your unique PIN, please contact MUFG on +61 1800 990 363.

## Joining the Meeting via Phone

### Step 1

From your land line or mobile device, call: 1800 316 740 (within Australia) and +61 7 3112 0416 (outside Australia)

### Step 2

You will be greeted with a welcome message and provided instructions on how to participate in the Meeting. Please listen to the instructions carefully.

At the end of the welcome message you will be asked to enter your **PIN** followed by the hash key. This will verify you as a holder and allow you to ask a question and comment on the resolutions at the Meeting.

### Step 3

You will be greeted by a moderator. Once the moderator has verified your details you will then be placed into a waiting room and will hear music playing.

Note: If your holding cannot be verified by the moderator, you will attend the Meeting as a visitor and will not be able to ask a question or make a comment on the resolutions at the Meeting.

### Step 4

At the commencement of the Meeting, you will be admitted to the Meeting where you will be able to listen to proceedings.

## Asking a Question

### Step 1

When the Chairman calls for questions or comments on each item of business, press *1 on your keypad for the item of business that your questions or comments relates to. If at any time you no longer wish to ask a question or make a comment, you can lower your hand by pressing *2 on your keypad.

### Step 2

When it is time to ask your question or make your comment, the moderator will introduce you to the meeting. Your line will be unmuted and you will be prompted to speak. If you have also joined the Meeting online, please mute your laptop, desktop, tablet or mobile device before you speak to avoid technical difficulties for you and other shareholders.

### Step 3

Your line will be muted once your question or comment has been asked / responded to.

## Contact us

**Australia**
T +61 1800 990 363